

Financial Statement

Properties: Lakeview COA
Dates from 10/1/2017 to 10/31/2017 (cash basis)

ASSETS

| | |
|--|------------------|
| Bank | |
| 1092 Lakeview Condo Owners Association | 23,535.83 |
| 1111 Reserve Account | |
| 1093 Lakeview Condo Reserve | 24,526.33 |
| 1111 Total Reserve Account | 24,526.33 |
| Total Bank | 48,062.16 |
| TOTAL ASSETS | 48,062.16 |

LIABILITIES & EQUITY

Equity

| | |
|--|-----------------|
| Equity | |
| 3001 Retained Earnings | 18,419.34 |
| 3040 Reserve Account Equity | 24,526.33 |
| Total Equity | 42,945.67 |
| Net Income (1/1/2017 - 9/30/2017) | 4,247.66 |

Income

| | |
|----------------------------|----------|
| 4000 HOA Dues | 2,754.13 |
| 4050 Reserve Income | 833.11 |
| 4200 Income | |
| 4310 Maintenance & Repairs | 40.00 |
| 4200 Total Income | 40.00 |
| Total Income | 3,627.24 |

Expense

| | |
|--|---------------|
| 5000 Association Expenses | |
| 5010 Management Fees | 420.00 |
| 5000 Total Association Expenses | 420.00 |
| 5100 Repairs & Maintenance | |
| 5110 Roof Maint/Repair | 40.00 |
| 5100 Total Repairs & Maintenance | 40.00 |
| 5200 Utilities | |
| 5210 Electric | 14.24 |
| 5240 Sewer | 494.00 |
| 5260 Garbage | 275.42 |
| 5200 Total Utilities | 783.66 |
| 5400 Landscaping | |
| 5410 Landscaping Contract | 243.90 |
| 5400 Total Landscaping | 243.90 |
| 5600 Insurance | |
| 5610 Insurance | 388.83 |
| 5600 Total Insurance | 388.83 |
| 6700 Reserve Contribution | 882.02 |
| Total Expense | 2,758.41 |
| Net Income (10/1/2017 - 10/31/2017) | 868.83 |

| | |
|---------------------|------------------|
| Total Equity | 48,062.16 |
|---------------------|------------------|

TOTAL LIABILITIES & EQUITY

48,062.16

General Ledger

Properties: Lakeview COA
Detail From 10/1/2017 to 10/31/2017 (cash basis)

| Date | Type | Reference | Description | Debit | Credit | Balance | |
|---|--------|------------|--|---------------------------|--------------|-----------------|------------------|
| 4000 HOA Dues (Income) | | | | | | 24,705.76 | |
| 10/01/2017 | CHPAID | 27825031 | Davovia Marith #6 Alloc to 'HOADUE' Ch date | | 144.10 | 24,849.86 | |
| 10/01/2017 | CHPAID | 2466549207 | Jared Benedict #1 Alloc to 'HOADUE' Ch date | | 144.10 | 24,993.96 | |
| 10/01/2017 | PPALOC | 995031 | Juan Piedra #18 Prepay from previous per | 46.60 | | 24,947.36 | |
| 10/02/2017 | CHPAID | 27936 | Daniel & Heather #5 Alloc to 'HOADUE' Ch date | | 144.10 | 25,091.46 | |
| 10/03/2017 | CHPAID | 29380142 | Matthew Cook #17 Alloc to 'HOADUE' Ch date | | 118.50 | 25,209.96 | |
| 10/05/2017 | CHPAID | 268 | David & Jana Har#3 Alloc to 'HOADUE' Ch date | | 144.10 | 25,354.06 | |
| 10/05/2017 | CHPAID | 268 | David & Jana Har#10 Alloc to 'HOADUE' Ch date | | 147.60 | 25,501.66 | |
| 10/05/2017 | CHPAID | 268 | David & Jana Har#12 Alloc to 'HOADUE' Ch date | | 147.60 | 25,649.26 | |
| 10/05/2017 | PPALOC | 2235 | Debra Blizzard #7 Payment prealloc: HOADL | | 295.20 | 25,944.46 | |
| 10/11/2017 | CHPAID | 42499739 | Rhodes Investme#16 Alloc to 'HOADUE' Ch date | | 122.54 | 26,067.00 | |
| 10/11/2017 | CHPAID | 42499739 | Rhodes Investme#19 Alloc to 'HOADUE' Ch date | | 151.64 | 26,218.64 | |
| 10/11/2017 | CHPAID | 36758848 | Ed & Denny LLC #20 Alloc to 'HOADUE' Ch date | | 152.86 | 26,371.50 | |
| 10/11/2017 | CHPAID | 36758849 | Ed & Denny LLC #21 Alloc to 'HOADUE' Ch date | | 161.28 | 26,532.78 | |
| 10/11/2017 | CHPAID | 527115213 | Heonia Chaschin #2 Alloc to 'HOADUE' Ch date | | 144.10 | 26,676.88 | |
| 10/12/2017 | CHPAID | 1003 | Joseph/Kerri Stoc#11 Alloc to 'HOADUE' Ch date | | 147.60 | 26,824.48 | |
| 10/12/2017 | CHPAID | 5428 | Israel Moshkovits #14 Alloc to 'HOADUE' Ch date | | 144.27 | 26,968.75 | |
| 10/12/2017 | PPALOC | 5256 | Robert Sonnes #4 Payment prealloc: HOADL | | 150.00 | 27,118.75 | |
| 10/25/2017 | PPALOC | 995033 | Juan Piedra #18 Payment prealloc: HOADL | | 153.21 | 27,271.96 | |
| 10/26/2017 | UNALOC | 28113 | Daniel & Heather #5 Unallocated prepay | | 187.93 | 27,459.89 | |
| Totals for HOA Dues | | | Beg Bal: 24,705.76 | Activity: 2,754.13 | 46.60 | 2,800.73 | 27,459.89 |
| 4050 Reserve Income (Income) | | | | | | 7,534.59 | |
| 10/01/2017 | CHPAID | 27825031 | Davovia Marith #6 Alloc to 'RI' Ch date: 10/1/ | | 43.83 | 7,578.42 | |
| 10/01/2017 | CHPAID | 2466549207 | Jared Benedict #1 Alloc to 'RI' Ch date: 9/1/1' | | 9.40 | 7,587.82 | |
| 10/01/2017 | CHPAID | 2466549207 | Jared Benedict #1 Alloc to 'RI' Ch date: 10/1/ | | 33.96 | 7,621.78 | |
| 10/01/2017 | PYALOC | 995031 | Juan Piedra #18 Payment from previous pe | | 46.60 | 7,668.38 | |
| 10/02/2017 | CHPAID | 27936 | Daniel & Heather #5 Alloc to 'RI' Ch date: 10/1/ | | 43.83 | 7,712.21 | |
| 10/03/2017 | CHPAID | 29380142 | Matthew Cook #17 Alloc to 'RI' Ch date: 10/1/ | | 36.04 | 7,748.25 | |
| 10/05/2017 | CHPAID | 268 | David & Jana Har#3 Alloc to 'RI' Ch date: 10/1/ | | 43.83 | 7,792.08 | |
| 10/05/2017 | CHPAID | 268 | David & Jana Har#10 Alloc to 'RI' Ch date: 10/1/ | | 44.89 | 7,836.97 | |
| 10/05/2017 | CHPAID | 268 | David & Jana Har#12 Alloc to 'RI' Ch date: 10/1/ | | 44.89 | 7,881.86 | |
| 10/05/2017 | PPALOC | 2235 | Debra Blizzard #7 Payment prealloc: RI | | 89.78 | 7,971.64 | |
| 10/11/2017 | CHPAID | 42499739 | Rhodes Investme#16 Alloc to 'RI' Ch date: 10/1/ | | 37.27 | 8,008.91 | |
| 10/11/2017 | CHPAID | 42499739 | Rhodes Investme#19 Alloc to 'RI' Ch date: 10/1/ | | 46.12 | 8,055.03 | |
| 10/11/2017 | CHPAID | 36758848 | Ed & Denny LLC #20 Alloc to 'RI' Ch date: 10/1/ | | 46.49 | 8,101.52 | |
| 10/11/2017 | CHPAID | 36758849 | Ed & Denny LLC #21 Alloc to 'RI' Ch date: 10/1/ | | 49.05 | 8,150.57 | |
| 10/11/2017 | CHPAID | 527115213 | Heonia Chaschin #2 Alloc to 'RI' Ch date: 10/1/ | | 43.83 | 8,194.40 | |
| 10/12/2017 | CHPAID | 1003 | Joseph/Kerri Stoc#11 Alloc to 'RI' Ch date: 10/1/ | | 44.89 | 8,239.29 | |
| 10/12/2017 | CHPAID | 5256 | Robert Sonnes #4 Alloc to 'RI' Ch date: 10/1/ | | 37.93 | 8,277.22 | |
| 10/12/2017 | CHPAID | 5428 | Israel Moshkovits #14 Alloc to 'RI' Ch date: 10/1/ | | 43.88 | 8,321.10 | |
| 10/25/2017 | PPALOC | 995033 | Juan Piedra #18 Payment prealloc: RI | | 46.60 | 8,367.70 | |
| Totals for Reserve Income | | | Beg Bal: 7,534.59 | Activity: 833.11 | 0.00 | 833.11 | 8,367.70 |
| 4200 Income : 4210 Late Fees (Income) | | | | | | 75.00 | |
| No activity in the period | | | | | | 75.00 | |
| Totals for Late Fees | | | Beg Bal: 75.00 | Activity: 0.00 | 0.00 | 0.00 | 75.00 |
| 4200 Income : 4232 Delinquent Collections Income (Income) | | | | | | 25.00 | |
| No activity in the period | | | | | | 25.00 | |
| Totals for Delinquent Collections Incc | | | Beg Bal: 25.00 | Activity: 0.00 | 0.00 | 0.00 | 25.00 |
| 4200 Income : 4250 Violation Fees Income (Income) | | | | | | 2,746.12 | |
| No activity in the period | | | | | | 2,746.12 | |

| <u>Date</u> | <u>Type</u> | <u>Reference</u> | <u>Description</u> | <u>Debit</u> | <u>Credit</u> | <u>Balance</u> | |
|---|-------------|------------------|---|-----------------------------|---------------|----------------|-----------------|
| Totals for Violation Fees Income | | | Beg Bal: 2,746.12 | Activity: 0.00 | 0.00 | 0.00 | 2,746.12 |
| 4200 Income : 4310 Maintenance & Repairs (Income) | | | | | | | 40.00 |
| 10/23/2017 | CHPAID | 529737813 | Heonia Chaschin #2 | Alloc to 'MR' Ch date: 6/21 | | 40.00 | 80.00 |
| Totals for Maintenance & Repairs | | | Beg Bal: 40.00 | Activity: 40.00 | 0.00 | 40.00 | 80.00 |
| 4200 Income : 4320 Garage Income (Income) | | | | | | | 75.00 |
| No activity in the period | | | | | | | 75.00 |
| Totals for Garage Income | | | Beg Bal: 75.00 | Activity: 0.00 | 0.00 | 0.00 | 75.00 |
| 5000 Association Expenses : 5010 Management Fees (Expense) | | | | | | | 3,760.00 |
| 10/02/2017 | CHECK | 657 | RPM Services Inc, Monthly Management Fee - | | 420.00 | | 4,180.00 |
| Totals for Management Fees | | | Beg Bal: 3,760.00 | Activity: 420.00 | 420.00 | 0.00 | 4,180.00 |
| 5000 Association Expenses : 5020 Postage / Copies (Expense) | | | | | | | 60.35 |
| No activity in the period | | | | | | | 60.35 |
| Totals for Postage / Copies | | | Beg Bal: 60.35 | Activity: 0.00 | 0.00 | 0.00 | 60.35 |
| 5000 Association Expenses : 5065 Website (Expense) | | | | | | | 94.50 |
| No activity in the period | | | | | | | 94.50 |
| Totals for Website | | | Beg Bal: 94.50 | Activity: 0.00 | 0.00 | 0.00 | 94.50 |
| 5100 Repairs & Maintenance (Expense) | | | | | | | 2,916.10 |
| No activity in the period | | | | | | | 2,916.10 |
| Totals for Repairs & Maintenance | | | Beg Bal: 2,916.10 | Activity: 0.00 | 0.00 | 0.00 | 2,916.10 |
| 5100 Repairs & Maintenance : 5110 Roof Maint/Repair (Expense) | | | | | | | 0.00 |
| 10/19/2017 | CHECK | 664 | Dennis Huston clean roof and caulk around drains - bld | | 40.00 | | 40.00 |
| Totals for Roof Maint/Repair | | | Beg Bal: 0.00 | Activity: 40.00 | 40.00 | 0.00 | 40.00 |
| 5200 Utilities : 5210 Electric (Expense) | | | | | | | 146.86 |
| 10/11/2017 | CHECK | 662 | Clark Public Utilities Monthly Electricity Acct# 7236-175 | | 14.24 | | 161.10 |
| Totals for Electric | | | Beg Bal: 146.86 | Activity: 14.24 | 14.24 | 0.00 | 161.10 |
| 5200 Utilities : 5240 Sewer (Expense) | | | | | | | 4,446.00 |
| 10/11/2017 | CHECK | 661 | Clark Regional Wastewater District Monthly Sewer Acc | | 494.00 | | 4,940.00 |
| Totals for Sewer | | | Beg Bal: 4,446.00 | Activity: 494.00 | 494.00 | 0.00 | 4,940.00 |
| 5200 Utilities : 5260 Garbage (Expense) | | | | | | | 2,479.38 |
| 10/11/2017 | CHECK | 663 | Waste Connections Monthly Garbage 2010-976517 | | 275.42 | | 2,754.80 |
| Totals for Garbage | | | Beg Bal: 2,479.38 | Activity: 275.42 | 275.42 | 0.00 | 2,754.80 |
| 5300 General Expenses : 5315 State Filing Fee (Expense) | | | | | | | 10.00 |
| No activity in the period | | | | | | | 10.00 |
| Totals for State Filing Fee | | | Beg Bal: 10.00 | Activity: 0.00 | 0.00 | 0.00 | 10.00 |
| 5300 General Expenses : 5320 Audit (Expense) | | | | | | | 1,750.00 |
| No activity in the period | | | | | | | 1,750.00 |
| Totals for Audit | | | Beg Bal: 1,750.00 | Activity: 0.00 | 0.00 | 0.00 | 1,750.00 |
| 5400 Landscaping (Expense) | | | | | | | 579.11 |
| No activity in the period | | | | | | | 579.11 |
| Totals for Landscaping | | | Beg Bal: 579.11 | Activity: 0.00 | 0.00 | 0.00 | 579.11 |

| Date | Type | Reference | Description | Debit | Credit | Balance |
|--|-------|-----------|--|-------------------------|-----------------|-----------------|
| 5400 Landscaping : 5410 Landscaping Contract (Expense) | | | | | | 2,195.10 |
| 10/04/2017 | CHECK | 659 | Jave Landscpae Maintenance Monthly 10/2/17 | 243.90 | | 2,439.00 |
| Totals for Landscaping Contract | | | Beg Bal: 2,195.10 | Activity: 243.90 | 0.00 | 2,439.00 |
| 5400 Landscaping : 5420 Landscaping Improvements (Expense) | | | | | | 1,255.26 |
| No activity in the period | | | | | | 1,255.26 |
| Totals for Landscaping Improvement: | | | Beg Bal: 1,255.26 | Activity: 0.00 | 0.00 | 1,255.26 |
| 5600 Insurance : 5610 Insurance (Expense) | | | | | | 3,322.97 |
| 10/11/2017 | CHECK | 660 | American Family Insurance Policy #019-860-226-37 | 388.83 | | 3,711.80 |
| Totals for Insurance | | | Beg Bal: 3,322.97 | Activity: 388.83 | 0.00 | 3,711.80 |
| 6700 Reserve Contribution (Expense) | | | | | | 7,938.18 |
| 10/02/2017 | CHECK | 658 | Lakeview COA Monthly Reserve Contribution | 882.02 | | 8,820.20 |
| Totals for Reserve Contribution | | | Beg Bal: 7,938.18 | Activity: 882.02 | 0.00 | 8,820.20 |
| | | | | Totals: | 2,805.01 | 3,673.84 |

Profit & Loss 12 Month Recap

Properties: Lakeview COA
 Monthly recap 1/1/2017-10/31/2017 (cash basis)

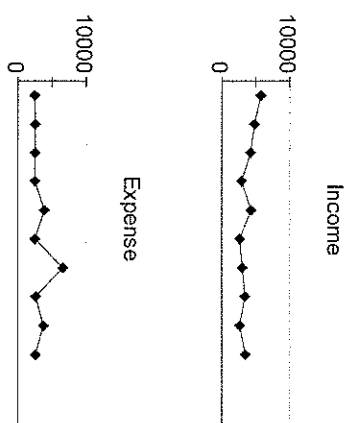
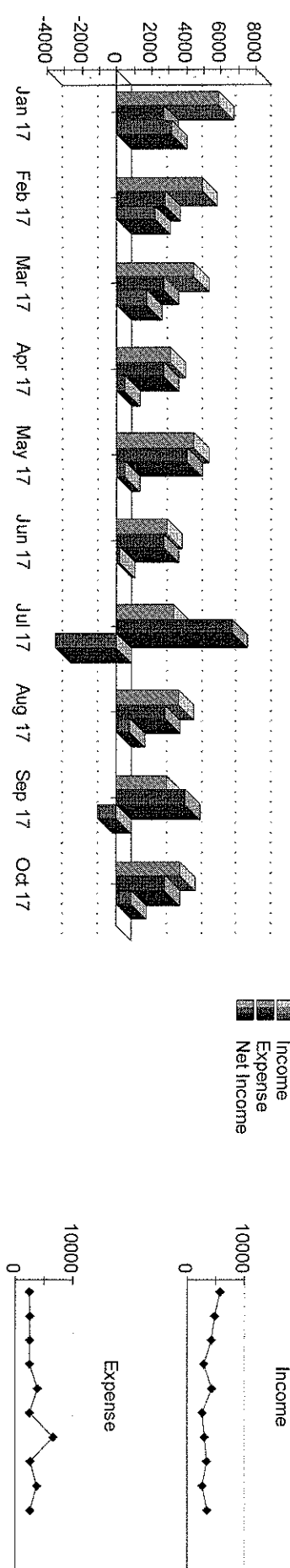
| | JAN 17 | FEB 17 | MAR 17 | APR 17 | MAY 17 | JUN 17 | JUL 17 | AUG 17 | SEP 17 | OCT 17 | TOTAL |
|---------------------------------------|-----------------|-----------------|-----------------|-----------------|-----------------|-----------------|-----------------|-----------------|-----------------|-----------------|------------------|
| INCOME | | | | | | | | | | | |
| 4000 HOA Dues | 3,920.71 | 3,317.19 | 3,058.37 | 1,841.00 | 3,105.06 | 2,039.22 | 2,555.34 | 2,745.10 | 2,123.77 | 2,754.13 | 27,459.89 |
| 4050 Reserve Income | 1,215.57 | 927.08 | 831.35 | 757.92 | 814.21 | 784.89 | 658.80 | 842.14 | 702.63 | 833.11 | 8,367.70 |
| 4200 Income | | | | | | | | | | | |
| 4210 Late Fees | 0.00 | 75.00 | 0.00 | 0.00 | 0.00 | 0.00 | 0.00 | 0.00 | 0.00 | 0.00 | 75.00 |
| 4232 Delinquent Collections Income | 0.00 | 25.00 | 0.00 | 0.00 | 0.00 | 0.00 | 0.00 | 0.00 | 0.00 | 0.00 | 25.00 |
| 4250 Violation Fees Income | 600.00 | 600.00 | 500.00 | 500.00 | 546.12 | 0.00 | 0.00 | 0.00 | 0.00 | 0.00 | 2,746.12 |
| 4310 Maintenance & Repairs | 40.00 | 0.00 | 0.00 | 0.00 | 0.00 | 0.00 | 0.00 | 0.00 | 0.00 | 40.00 | 80.00 |
| 4320 Garage Income | 75.00 | 0.00 | 0.00 | 0.00 | 0.00 | 0.00 | 0.00 | 0.00 | 0.00 | 0.00 | 75.00 |
| 4200 Total Income | 715.00 | 700.00 | 500.00 | 500.00 | 546.12 | 0.00 | 0.00 | 0.00 | 0.00 | 40.00 | 3,031.12 |
| TOTAL INCOME | 5,851.28 | 4,944.27 | 4,389.72 | 3,098.92 | 4,465.39 | 2,824.11 | 3,214.14 | 3,587.24 | 2,826.40 | 3,627.24 | 38,828.71 |
| EXPENSE | | | | | | | | | | | |
| 5000 Association Expenses | | | | | | | | | | | |
| 5010 Management Fees | 400.00 | 400.00 | 440.00 | 420.00 | 420.00 | 420.00 | 420.00 | 420.00 | 420.00 | 420.00 | 4,180.00 |
| 5020 Postage / Copies | 0.00 | 60.35 | 0.00 | 0.00 | 0.00 | 0.00 | 0.00 | 0.00 | 0.00 | 0.00 | 60.35 |
| 5065 Website | 0.00 | 0.00 | 0.00 | 0.00 | 0.00 | 0.00 | 0.00 | 94.50 | 0.00 | 0.00 | 94.50 |
| 5000 Total Association Expenses | 400.00 | 460.35 | 440.00 | 420.00 | 420.00 | 420.00 | 420.00 | 514.50 | 420.00 | 420.00 | 4,334.85 |
| 5100 Repairs & Maintenance | | | | | | | | | | | |
| 5110 Roof Maint/Repair | 0.00 | 0.00 | 0.00 | 0.00 | 0.00 | 0.00 | 0.00 | 0.00 | 0.00 | 40.00 | 40.00 |
| 5100 Other Repairs & Maintenance | 0.00 | 0.00 | 0.00 | 0.00 | 1,716.10 | 0.00 | 0.00 | 0.00 | 1,200.00 | 0.00 | 2,916.10 |
| 5100 Total Repairs & Maintenance | 0.00 | 0.00 | 0.00 | 0.00 | 1,716.10 | 0.00 | 0.00 | 0.00 | 1,200.00 | 40.00 | 2,956.10 |
| 5200 Utilities | | | | | | | | | | | |
| 5210 Electric | 17.47 | 16.02 | 11.78 | 19.08 | 18.27 | 18.51 | 16.26 | 14.90 | 14.57 | 14.24 | 161.10 |
| 5240 Sewer | 494.00 | 494.00 | 494.00 | 494.00 | 494.00 | 494.00 | 494.00 | 494.00 | 494.00 | 494.00 | 4,940.00 |
| 5260 Garbage | 276.02 | 275.42 | 275.42 | 275.42 | 275.42 | 275.42 | 275.42 | 275.42 | 275.42 | 275.42 | 2,754.80 |
| 5200 Total Utilities | 787.49 | 785.44 | 781.20 | 788.50 | 787.69 | 787.93 | 785.68 | 784.32 | 783.99 | 783.66 | 7,855.90 |
| 5300 General Expenses | | | | | | | | | | | |
| 5315 State Filing Fee | 0.00 | 0.00 | 0.00 | 0.00 | 0.00 | 0.00 | 10.00 | 0.00 | 0.00 | 0.00 | 10.00 |
| 5320 Audit | 0.00 | 0.00 | 0.00 | 0.00 | 0.00 | 0.00 | 1,750.00 | 0.00 | 0.00 | 0.00 | 1,750.00 |
| 5300 Total General Expenses | 0.00 | 0.00 | 0.00 | 0.00 | 0.00 | 0.00 | 1,760.00 | 0.00 | 0.00 | 0.00 | 1,760.00 |
| 5400 Landscaping | | | | | | | | | | | |
| 5410 Landscaping Contract | 243.90 | 243.90 | 243.90 | 243.90 | 243.90 | 243.90 | 243.90 | 243.90 | 243.90 | 243.90 | 2,439.00 |
| 5420 Landscaping Improvements | 0.00 | 0.00 | 0.00 | 0.00 | 0.00 | 0.00 | 1,255.26 | 0.00 | 0.00 | 0.00 | 1,255.26 |
| 5400 Other Landscaping | 0.00 | 0.00 | 0.00 | 0.00 | 0.00 | 0.00 | 579.11 | 0.00 | 0.00 | 0.00 | 579.11 |
| 5400 Total Landscaping | 243.90 | 243.90 | 243.90 | 243.90 | 243.90 | 243.90 | 2,078.27 | 243.90 | 243.90 | 243.90 | 4,273.37 |
| 5600 Insurance | | | | | | | | | | | |
| 5610 Insurance | 359.74 | 359.74 | 359.74 | 359.74 | 0.00 | 359.74 | 756.61 | 378.83 | 388.83 | 388.83 | 3,711.80 |
| 5600 Total Insurance | 359.74 | 359.74 | 359.74 | 359.74 | 0.00 | 359.74 | 756.61 | 378.83 | 388.83 | 388.83 | 3,711.80 |

| | JAN 17 | FEB 17 | MAR 17 | APR 17 | MAY 17 | JUN 17 | JUL 17 | AUG 17 | SEP 17 | OCT 17 | TOTAL |
|---------------------------|-----------------|-----------------|-----------------|-----------------|-----------------|-----------------|-----------------|-----------------|-----------------|-----------------|------------------|
| 6700 Reserve Contribution | 882.02 | 882.02 | 882.02 | 882.02 | 882.02 | 882.02 | 882.02 | 882.02 | 882.02 | 882.02 | 8,820.20 |
| TOTAL EXPENSE | 2,673.15 | 2,731.45 | 2,706.86 | 2,694.16 | 4,049.71 | 2,693.59 | 6,682.58 | 2,803.57 | 3,918.74 | 2,758.41 | 33,712.22 |

| | JAN 17 | FEB 17 | MAR 17 | APR 17 | MAY 17 | JUN 17 | JUL 17 | AUG 17 | SEP 17 | OCT 17 | TOTAL |
|-------------------|-----------------|-----------------|-----------------|---------------|---------------|---------------|------------------|---------------|------------------|---------------|-----------------|
| NET INCOME | 3,178.13 | 2,212.82 | 1,682.86 | 404.76 | 415.68 | 130.52 | -3,468.44 | 783.67 | -1,092.34 | 868.83 | 5,116.49 |

NET INCOME SUMMARY

| | JAN 17 | FEB 17 | MAR 17 | APR 17 | MAY 17 | JUN 17 | JUL 17 | AUG 17 | SEP 17 | OCT 17 | TOTAL |
|-------------------|-----------------|-----------------|-----------------|---------------|---------------|---------------|------------------|---------------|------------------|---------------|-----------------|
| Income | 5,851.28 | 4,944.27 | 4,389.72 | 3,098.92 | 4,465.39 | 2,824.11 | 3,214.14 | 3,587.24 | 2,826.40 | 3,627.24 | 38,828.71 |
| Expense | -2,673.15 | -2,731.45 | -2,706.86 | -2,694.16 | -4,049.71 | -2,693.59 | -6,682.58 | -2,803.57 | -3,918.74 | -2,758.41 | -33,712.22 |
| Other Inc/Exp | 0.00 | 0.00 | 0.00 | 0.00 | 0.00 | 0.00 | 0.00 | 0.00 | 0.00 | 0.00 | 0.00 |
| NET INCOME | 3,178.13 | 2,212.82 | 1,682.86 | 404.76 | 415.68 | 130.52 | -3,468.44 | 783.67 | -1,092.34 | 868.83 | 5,116.49 |



Budget Comparison

Properties: Lakeview COA

Comparison Periods: 10/1/17 - 10/31/17 and 1/1/17 - 12/31/17 (cash basis)

| | 10/1/17 - 10/31/17 | | | 1/1/17 - 12/31/17 | | | 1/1/17 - 12/17 | | |
|------------------------------------|--------------------|-----------------|----------------|-------------------|------------------|------------------|------------------|---------------|--|
| | Actual | Budget | \$ Change | % Change | Actual YTD | Budget YTD | \$ Change | % Change | |
| INCOME | | | | | | | | | |
| 4000 HOA Dues | 2,754.13 | 2,900.00 | -145.87 | -5.0% | 29,298.61 | 34,800.00 | -5,501.39 | -15.8% | |
| 4050 Reserve Income | 833.11 | 882.00 | -48.89 | -5.5% | 8,977.61 | 10,584.00 | -1,606.39 | -15.2% | |
| 4200 Income | | | | | | | | | |
| 4210 Late Fees | 0.00 | 0.00 | 0.00 | | 75.00 | 0.00 | 75.00 | | |
| 4232 Delinquent Collections Income | 0.00 | 0.00 | 0.00 | | 25.00 | 0.00 | 25.00 | | |
| 4250 Violation Fees Income | 0.00 | 0.00 | 0.00 | | 2,943.88 | 0.00 | 2,943.88 | | |
| 4310 Maintenance & Repairs | 40.00 | 0.00 | 40.00 | | 80.00 | 0.00 | 80.00 | | |
| 4320 Garage Income | 0.00 | 75.00 | -75.00 | -100.0% | 75.00 | 900.00 | -825.00 | -91.7% | |
| 4200 Total Income | 40.00 | 75.00 | -35.00 | -46.7% | 3,198.88 | 900.00 | 2,298.88 | 255.4% | |
| TOTAL INCOME | 3,627.24 | 3,857.00 | -229.76 | -6.0% | 41,475.10 | 46,284.00 | -4,808.90 | -10.4% | |
| EXPENSE | | | | | | | | | |
| 5000 Association Expenses | | | | | | | | | |
| 5005 Association Operations | 0.00 | 25.00 | -25.00 | -100.0% | 0.00 | 300.00 | -300.00 | -100.0% | |
| 5010 Management Fees | 420.00 | 420.00 | 0.00 | 0.0% | 4,600.00 | 5,040.00 | -440.00 | -8.7% | |
| 5015 Misc. Management Services | 0.00 | 8.33 | -8.33 | -100.0% | 0.00 | 100.00 | -100.00 | -100.0% | |
| 5020 Postage / Copies | 0.00 | 0.00 | 0.00 | | 60.35 | 0.00 | 60.35 | | |
| 5065 Website | 0.00 | 0.00 | 0.00 | | 94.50 | 0.00 | 94.50 | | |
| 5000 Total Association Expenses | 420.00 | 453.33 | -33.33 | -7.4% | 4,754.85 | 5,440.00 | -685.15 | -12.6% | |
| 5100 Repairs & Maintenance | | | | | | | | | |
| 5110 Roof Maint/Repair | 40.00 | 0.00 | 40.00 | | 580.00 | 0.00 | 580.00 | | |
| 5190 Misc. Building Maint. | 0.00 | 416.67 | -416.67 | -100.0% | 0.00 | 5,000.00 | -5,000.00 | -100.0% | |
| 5100 Other Repairs & Maintenance | 0.00 | 0.00 | 0.00 | | 2,983.83 | 0.00 | 2,983.83 | | |
| 5100 Total Repairs & Maintenance | 40.00 | 416.67 | -376.67 | -90.4% | 3,563.83 | 5,000.00 | -1,436.17 | -28.7% | |
| 5200 Utilities | | | | | | | | | |
| 5210 Electric | 14.24 | 20.83 | -6.59 | -31.6% | 175.88 | 250.00 | -74.12 | -29.6% | |
| 5240 Sewer | 494.00 | 433.33 | 60.67 | 14.0% | 5,434.00 | 5,200.00 | 234.00 | 4.5% | |
| 5260 Garbage | 275.42 | 300.00 | -24.58 | -8.2% | 3,030.22 | 3,600.00 | -569.78 | -15.8% | |
| 5200 Total Utilities | 783.66 | 754.16 | 29.50 | 3.9% | 8,640.10 | 9,050.00 | -409.90 | -4.5% | |
| 5300 General Expenses | | | | | | | | | |
| 5305 Legal | 0.00 | 83.33 | -83.33 | -100.0% | 0.00 | 1,000.00 | -1,000.00 | -100.0% | |
| 5310 Taxes | 0.00 | 16.67 | -16.67 | -100.0% | 0.00 | 200.00 | -200.00 | -100.0% | |
| 5315 State Filing Fee | 0.00 | 0.83 | -0.83 | -100.0% | 10.00 | 10.00 | 0.00 | 0.0% | |
| 5320 Audit | 0.00 | 0.00 | 0.00 | | 1,750.00 | 0.00 | 1,750.00 | | |
| 5300 Total General Expenses | 0.00 | 100.83 | -100.83 | -100.0% | 1,760.00 | 1,210.00 | 550.00 | 45.5% | |

| | Actual 10/1/17 - 10/31/17 | Budget 10/17 | \$ Change | % Change | Actual YTD 1/1/17 - 12/31/17 | Budget YTD 1/17 - 12/17 | \$ Change | % Change |
|-------------------------------|------------------------------|-----------------|------------------|---------------|---------------------------------|----------------------------|------------------|---------------|
| 5400 Landscaping | | | | | | | | |
| 5410 Landscaping Contract | 243.90 | 250.00 | -6.10 | -2.4% | 2,439.00 | 3,000.00 | -561.00 | -18.7% |
| 5420 Landscaping Improvements | 0.00 | 0.00 | 0.00 | | 1,716.04 | 0.00 | 1,716.04 | |
| 5400 Other Landscaping | 0.00 | 0.00 | 0.00 | | 579.11 | 0.00 | 579.11 | |
| 5400 Total Landscaping | 243.90 | 250.00 | -6.10 | -2.4% | 4,734.15 | 3,000.00 | 1,734.15 | 57.8% |
| 5600 Insurance | | | | | | | | |
| 5610 Insurance | 388.83 | 291.67 | 97.16 | 33.3% | 4,100.63 | 3,500.00 | 600.63 | 17.2% |
| 5600 Total Insurance | 388.83 | 291.67 | 97.16 | 33.3% | 4,100.63 | 3,500.00 | 600.63 | 17.2% |
| 6400 Delinquent Contingency | 0.00 | 41.67 | -41.67 | -100.0% | 0.00 | 500.00 | -500.00 | -100.0% |
| 6600 Unbudgeted Expense | 0.00 | 208.33 | -208.33 | -100.0% | 0.00 | 2,500.00 | -2,500.00 | -100.0% |
| 6700 Reserve Contribution | 882.02 | 1,360.33 | -478.31 | -35.2% | 9,702.22 | 16,324.00 | -6,621.78 | -40.6% |
| TOTAL EXPENSE | 2,758.41 | 3,876.99 | -1,118.58 | -28.9% | 37,255.78 | 46,524.00 | -9,268.22 | -19.9% |

NET INCOME 868.83 -19.99 888.82 4446.3% 4,219.32 -240.00 4,459.32 1858.1%

NET INCOME SUMMARY

| | | | | | | | | |
|------------------------|---------------|---------------|---------------|-----------------|-----------------|----------------|-----------------|-----------------|
| Income | 3,627.24 | 3,857.00 | -229.76 | -6.0% | 41,475.10 | 46,284.00 | -4,808.90 | -10.4% |
| Expense | -2,758.41 | -3,876.99 | 1,118.58 | -28.9% | -37,255.78 | -46,524.00 | 9,268.22 | -19.9% |
| Other Income & Expense | 0.00 | 0.00 | 0.00 | | 0.00 | 0.00 | 0.00 | |
| NET INCOME | 868.83 | -19.99 | 888.82 | -4446.3% | 4,219.32 | -240.00 | 4,459.32 | -1858.1% |

Delinquency (Summary)

Properties: Lakeview COA

As Of Tuesday October 31, 2017

* indicates a past customer

| Customer Name | Account | Unit | Unit Type | Phone | Address | Amount |
|---------------------------------------|---------|------|-----------|-------|----------------------------|------------------|
| Lakeview COA | | | | | | |
| Benedict, Jared | 1912 | #1 | CONDO/HOA | | 2102 NW Kelly Dr. Unit #1 | 9.87 |
| Hammett, Michael | 1920 | #9 | CONDO/HOA | | 2102 NW Kelly Dr. Unit #9 | 1,964.92 |
| King-old, Bobbi * | 1925 | #15 | CONDO/HOA | | 2102 NW Kelly Dr. Unit #15 | 17,401.42 |
| King-Post, Bobbi | 2731 | #15 | CONDO/HOA | | 2102 NW Kelly Dr. Unit #15 | 1,673.75 |
| King-Prior, Bobbi * | 2053 | #15 | CONDO/HOA | | 2102 NW Kelly Dr. Unit #15 | 7,946.25 |
| McClung, Kathy | 1919 | #8 | CONDO/HOA | | 2102 NW Kelly Dr. Unit #8 | 200.00 |
| Rhodes Investments | 1929 | #19 | CONDO/HOA | | 2102 NW Kelly Dr. Unit #19 | 553.88 |
| Total delinquent for property: | | | | | | 29,750.09 |

Report Summary

Customers: 7
Percent Delinquent: 31.82%
Delinquent Amount: 29,750.09

Checks By Account

Properties: Lakeview COA
Checks between 10/1/2017 and 10/31/2017

| <u>Vendor</u> | <u>Check Date</u> | <u>Reference</u> | <u>Memo</u> | <u>Bill Date</u> | <u>Bill Reference</u> | <u>Property</u> | <u>Amount</u> |
|--|-------------------|------------------|---------------------------|------------------|-----------------------|----------------------|-----------------|
| 5000 Association Expenses : 5010 Management Fees | | | | | | | |
| RPM Services Inc, | 10/2/2017 | 657 | Monthly Management | 10/1/2017 | October | Lakev | 420.00 |
| | | | | | | | <u>420.00</u> |
| 5100 Repairs & Maintenance : 5110 Roof Maint/Repair | | | | | | | |
| Dennis Huston | 10/19/2017 | 664 | clean roof and caulk | 10/19/2017 | Reimb | Lakev | 40.00 |
| | | | | | | | <u>40.00</u> |
| 5200 Utilities : 5210 Electric | | | | | | | |
| Clark Public Utilities | 10/11/2017 | 662 | Monthly Electricity Acct# | 10/21/2017 | 7236-175-1 | Lakev | 14.24 |
| | | | | | | | <u>14.24</u> |
| 5200 Utilities : 5240 Sewer | | | | | | | |
| Clark Regional | 10/11/2017 | 661 | Monthly Sewer | 10/21/2017 | 016125-000 | Lakev | 494.00 |
| | | | | | | | <u>494.00</u> |
| 5200 Utilities : 5260 Garbage | | | | | | | |
| Waste Connections | 10/11/2017 | 663 | Monthly Garbage | 10/21/2017 | 2010-976517 | Lakev | 275.42 |
| | | | | | | | <u>275.42</u> |
| 5400 Landscaping : 5410 Landscaping Contract | | | | | | | |
| Jave Landscpae | 10/4/2017 | 659 | Monthly 10/2/17 | 9/25/2017 | 704021 | Lakev | 243.90 |
| | | | | | | | <u>243.90</u> |
| 5600 Insurance : 5610 Insurance | | | | | | | |
| American Family | 10/11/2017 | 660 | Policy #019-860-226-37 | 10/21/2017 | 019-860-226-37 | Lakev | 388.83 |
| | | | | | | | <u>388.83</u> |
| 6700 Reserve Contribution | | | | | | | |
| Lakeview COA | 10/2/2017 | 658 | Monthly Reserve | 10/1/2017 | October | Lakev | 882.02 |
| | | | | | | | <u>882.02</u> |
| | | | | | | Total Amount: | 2,758.41 |

Bank Reconciliation Report

Lakeview Condo Owners Association

Reconcile Date: 11/13/2017

Deposits

| <u>Date</u> | <u>Ref #</u> | <u>Details</u> | <u>Amount</u> |
|-------------|--------------|----------------------|-----------------|
| 10/6/2017 | D8073 | Bank deposit Deposit | 1,675.75 |
| 10/12/2017 | D8105 | Bank deposit Deposit | 1,523.75 |
| 10/26/2017 | D8157 | Bank deposit Deposit | 427.74 |
| 11/10/2017 | 671 | Lakeview COA | 0.00 |
| | | | <hr/> |
| | | | 3,627.24 |

Payments

| <u>Date</u> | <u>Ref #</u> | <u>Details</u> | <u>Amount</u> |
|-------------|--------------|------------------------------------|-----------------|
| 10/2/2017 | 657 | RPM Services Inc, | 420.00 |
| 10/2/2017 | 658 | Lakeview COA | 882.02 |
| 10/4/2017 | 659 | Jave Landscpae Maintenance | 243.90 |
| 10/11/2017 | 660 | American Family Insurance | 388.83 |
| 10/11/2017 | 661 | Clark Regional Wastewater District | 494.00 |
| 10/11/2017 | 662 | Clark Public Utilities | 14.24 |
| 10/11/2017 | 663 | Waste Connections | 275.42 |
| 10/19/2017 | 664 | Dennis Huston | 40.00 |
| | | | <hr/> |
| | | | 2,758.41 |

Outstanding Deposits

| <u>Date</u> | <u>Ref #</u> | <u>Details</u> | <u>Amount</u> |
|-------------|--------------|----------------------|-----------------|
| 11/11/2017 | D8188 | Bank deposit Deposit | 2,646.39 |
| | | | <hr/> |
| | | | 2,646.39 |

Outstanding Payments

| <u>Date</u> | <u>Ref #</u> | <u>Details</u> | <u>Amount</u> |
|-------------|--------------|------------------------------------|-----------------|
| 11/1/2017 | 665 | Dennis Huston | 1,000.78 |
| 11/1/2017 | 666 | RPM Services Inc, | 420.00 |
| 11/1/2017 | 667 | Lakeview COA | 882.02 |
| 11/10/2017 | 668 | American Family Insurance | 388.83 |
| 11/10/2017 | 669 | Clark Regional Wastewater District | 494.00 |
| 11/10/2017 | 670 | Clark Public Utilities | 14.78 |
| 11/10/2017 | 672 | Terri Tangalin-Piedra | 67.73 |
| 11/10/2017 | 673 | Waste Connections | 275.42 |
| | | | <hr/> |
| | | | 3,543.56 |

Summary

| | |
|---------------------------|-----------|
| Previous Cleared Balance: | 22,667.00 |
| Selected Payments: | 2,758.41 |
| Selected Deposits: | 3,627.24 |
| <hr/> | |
| Reconciled Balance: | 23,535.83 |
| Goal: | 23,535.83 |
| <hr/> | |
| Difference: | 0.00 |

| | |
|----------------------|-----------|
| Reconciled Balance | 23,535.83 |
| + Uncleared Deposits | 2,646.39 |
| - Outstanding Checks | 3,543.56 |
| <hr/> | |
| Register Balance | 22,638.66 |



UMPQUA
B · A · N · K



LAKEVIEW CONDO ASSOCIATION UB
C/O R P M
5620 NE GHER RD SUITE H
VANCOUVER WA 98662-6165

Customer Service:
1-866-486-7782

Last statement: September 30, 2017
This statement: October 31, 2017

Manage your business funds remotely with online banking and bill pay. Whether you are traveling or working from home, you can track your banking activity with confidence. Visit umpquabank.com or stop by your neighborhood store to learn more about the benefits of Business Online Banking.

BUSINESS FREE CHECKING

| | | | |
|-----------------|-------------|--------------------------|-------------|
| Account number | 9805844488 | Beginning balance | \$22,667.00 |
| Low balance | \$21,364.98 | Deposits/Additions | \$3,627.24 |
| Average balance | \$23,219.87 | Withdrawals/Subtractions | \$2,758.41 |
| Interest earned | \$0.00 | Ending balance | \$23,535.83 |

Other Deposits/ Additions

| <u>Date</u> | <u>Description</u> | <u>Additions</u> |
|--|--------------------|-------------------|
| 10-06 | Remote Capture Dep | 1,675.75 |
| 10-12 | Remote Capture Dep | 1,523.75 |
| 10-26 | Remote Capture Dep | 427.74 |
| Total Other Deposits/ Additions | | \$3,627.24 |

Daily Balances

| <u>Date</u> | <u>Amount</u> | <u>Date</u> | <u>Amount</u> | <u>Date</u> | <u>Amount</u> |
|-------------|---------------|-------------|---------------|-------------|---------------|
| 09-30 | 22,667.00 | 10-11 | 22,796.83 | 10-18 | 23,423.51 |
| 10-03 | 21,784.98 | 10-12 | 24,320.58 | 10-19 | 23,148.09 |
| 10-04 | 21,364.98 | 10-16 | 23,931.75 | 10-26 | 23,575.83 |
| 10-06 | 23,040.73 | 10-17 | 23,917.51 | 10-30 | 23,535.83 |
| | | | | 10-31 | 23,535.83 |

Overdraft Fee Summary

| | Total For This Period | Total Year-to-Date |
|---------------------------------|----------------------------------|-------------------------------|
| Total Overdraft Fees | \$0.00 | \$0.00 |
| Total Returned Item Fees | \$0.00 | \$0.00 |

Checks

| <u>Check #</u> | <u>Amount</u> | <u>Date</u> | <u>Check #</u> | <u>Amount</u> | <u>Date</u> |
|----------------|---------------|-------------|----------------|---------------|-------------|
| 657 | \$420.00 | 10-04 | 661 | \$494.00 | 10-18 |
| 658 | \$882.02 | 10-03 | 662 | \$14.24 | 10-17 |
| 659 | \$243.90 | 10-11 | 663 | \$275.42 | 10-19 |
| 660 | \$388.83 | 10-16 | 664 | \$40.00 | 10-30 |

(* Skip in check sequence, R-Check has been returned,+ Electronified check))

Total Checks paid: 8 for **-\$2,758.41**

Bank Reconciliation Report

Lakeview Condo Reserve
Reconcile Date: 11/13/2017

Deposits

| <u>Date</u> | <u>Ref #</u> | <u>Details</u> | <u>Amount</u> |
|-------------|--------------|---------------------------------------|---------------|
| 10/3/2017 | J4089 | Journal : October Reserve Contributio | 882.02 |
| | | | 882.02 |

Outstanding Deposits

| <u>Date</u> | <u>Ref #</u> | <u>Details</u> | <u>Amount</u> |
|-------------|--------------|--------------------------------------|---------------|
| 11/1/2017 | J4135 | Journal : November Reserve Contribut | 882.02 |
| | | | 882.02 |

Summary

| | |
|----------------------------|------------------|
| Previous Cleared Balance: | 23,644.31 |
| Selected Payments: | 0.00 |
| Selected Deposits: | 882.02 |
| Reconciled Balance: | 24,526.33 |
| Goal: | 24,526.33 |
| Difference: | 0.00 |

| | |
|-------------------------|------------------|
| Reconciled Balance | 24,526.33 |
| + Uncleared Deposits | 882.02 |
| - Outstanding Checks | 0.00 |
| Register Balance | 25,408.35 |



UMPQUA
B · A · N · K



LAKEVIEW CONDO ASSOCIATION UB
C/O R P M
5620 NE GHER RD SUITE H
VANCOUVER WA 98662-6165

Customer Service:
1-866-486-7782

Last statement: September 30, 2017
This statement: October 31, 2017

Manage your business funds remotely with online banking and bill pay. Whether you are traveling or working from home, you can track your banking activity with confidence. Visit umpquabank.com or stop by your neighborhood store to learn more about the benefits of Business Online Banking.

BUSINESS FREE CHECKING

| | | | |
|-----------------|-------------|--------------------------|-------------|
| Account number | 9800551419 | Beginning balance | \$23,644.31 |
| Low balance | \$23,644.31 | Deposits/Additions | \$882.02 |
| Average balance | \$24,469.43 | Withdrawals/Subtractions | \$0.00 |
| Interest earned | \$0.00 | Ending balance | \$24,526.33 |

Other Deposits/ Additions

| <u>Date</u> | <u>Description</u> | <u>Additions</u> |
|--|--------------------|------------------|
| 10-03 | Remote Capture Dep | 882.02 |
| Total Other Deposits/ Additions | | \$882.02 |

Daily Balances

| <u>Date</u> | <u>Amount</u> | <u>Date</u> | <u>Amount</u> | <u>Date</u> | <u>Amount</u> |
|-------------|---------------|-------------|---------------|-------------|---------------|
| 09-30 | 23,644.31 | 10-03 | 24,526.33 | 10-31 | 24,526.33 |

Overdraft Fee Summary

| | Total For This Period | Total Year-to-Date |
|--------------------------|------------------------------|---------------------------|
| Total Overdraft Fees | \$0.00 | \$0.00 |
| Total Returned Item Fees | \$0.00 | \$0.00 |

Checks

(* Skip in check sequence, R-Check has been returned,+ Electronified check)

Total Checks paid: 0 for **-\$0.00**

Cindy Hammond

From: dennisHuston <jdthuston@aol.com>
Sent: Friday, October 13, 2017 11:33 AM
To: Elizabeth Divers; Juan n Terri Piedra; Danovia Marith
Subject: Reimbursement for labor and materials
Attachments: image1.JPG; Untitled attachment 00195.txt; image1.JPG; Untitled attachment 00198.txt; image1.JPG; Untitled attachment 00201.txt; image2.JPG; Untitled attachment 00204.txt; image3.JPG; Untitled attachment 00207.txt; image1.JPG; Untitled attachment 00210.txt

I have included photos of work that was done on the roofs of buildings 1, 2 and 3 as well as the receipt for the materials that were used.

Building 1

Clean roof, and caulk around drains

Labor \$30

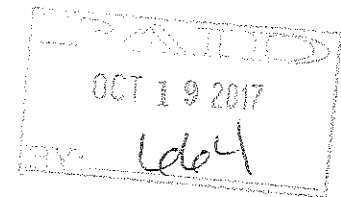
Materials \$10

Total \$40

Approved
Juan 10/13

mail to:

1061 42nd St
Washougal
98671




Lakeview Condo Owners Association

2017 Reserve Contribution

Monthly \$882.02

OCTOBER 2017




**Lakeview Condo Owners Association
2017 Management Fee**

**Pay To RPM Services, Inc.
5620 NE Gher Rd. Suite H
Vancouver, WA 98662**

Monthly \$420.00

OCTOBER 2017



Jave landscape
8403 Ne St. Johns Rd #38
Vancouver wa. 98665

#704021

Bill to:

→ Lakeview condos
2102 Nw Kelly Dr.
Vancouver wa. 98665

Date of service: Monday 10/2/17

Month payment.....\$225

Sales tax.....18.90

Total.....\$243.90

For any questions contact 360-771-46-91



Approved
LIZ
10/4



WASTE CONNECTIONS OF WA, INC
 VANCOUVER DISTRICT
 12115 NE 99TH ST STE 1830
 VANCOUVER WA 98682-2329
 DISTRICT NO. 2010

ACCOUNT NO. 2010-976517
 INVOICE NO. 14159423
 STATEMENT DATE 10/01/17
 DUE DATE 10/25/17
 BILLING PERIOD 09/01/17 - 09/30/17


LAKEVIEW CONDOS LLC
 RPM SERVICIES
 5620 NE GHER RD
 VANCOUVER WA 98662

FOR ASSISTANCE
 Office (360) 892-5370
 Toll Free (866) 892-9269
 One Time Payments (855) 569-2719

INVOICE STATEMENT

| Date | Description | Amount |
|----------|---|------------|
| | Previous Balance | \$ 275.42 |
| 09/18/17 | Payment Thank You! | \$ -275.42 |
| | Total Payments And Credits | \$ -275.42 |
| | Service Location | |
| | Acct #976517 | |
| 09/30/17 | 4Yd Cont 1X Weekly 09/01/17-09/30/17 | \$ 211.39 |
| 09/30/17 | Multi-Family Recycle 09/01/17-09/30/17 | \$ 38.28 |
| 09/30/17 | Perm Cont Rent 4Yd 09/01/17-09/30/17 | \$ 16.73 |
| | Refuse Tax 3.6% | \$ 7.61 |
| | State Sales Tax 8.4% | \$ 1.41 |
| | Current Charges And Fees | \$ 275.42 |
| | Total Due | \$ 275.42 |

Lakeview Condos Llc
 2102 Nw Kelley Dr
 1 Each @ \$211.39
 12 Each @ \$3.19
 1 Each @ \$16.73
 OCT 1 1 2017
 BY Lde3



Please remit to the address below and return your remit stub with your payment or look on the reverse side to learn about on-line bill pay.



Billing Statement

amfam.com | 1-800-MY AMFAM (692-6326)

Thanks for your business! We're here to serve you...

For policy questions or service, contact:

Agent: Dan True
 Phone: (360) 823-5555
 Email: dtru1@amfam.com

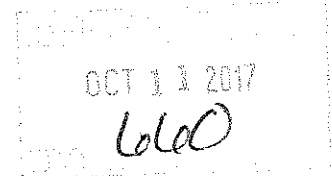
For billing questions, call:

1-800-MY AMFAM
 (1-800-692-6326)
 24 hours a day, 7 days a week

Itemized Bill Detail for Account Number: 019-860-226-37

| Billed Item Description | Policy Term Policy Status | Minimum Due | Current Balance |
|--|------------------------------------|-----------------|--------------------|
| Policy: 46X2-6104-02-76-CLDO-WA Directors & Officers <i>American Family Mutual Insurance Company, S.I.</i> | 08/01/2017 to 08/01/2018 Active | \$43.75 | \$393.75 |
| Policy: 46X2-6104-03-74-CLBP-WA Businessowner Policy <i>American Family Mutual Insurance Company, S.I.</i> | 08/01/2017 to 08/01/2018 Active | \$343.08 | \$3,087.72 |
| Administration Fee Charged for paying less than the account balance | | \$2.00 | \$0.00 |
| TOTALS | | \$388.83 | \$3,481.47 |

Payment is due by **11/01/2017**. To pay now, visit www.amfam.com or call **1-866-424-8002**.



Please see the following page(s) for additional account information.

Detach on the perforation and return the stub with your payment.

Please do not paper clip or staple your payment to the stub.





P.O. Box 8955
 Vancouver, WA 98668-8955
 (360) 750-5876
 (360) 993-8800 SelfPay
 (360) 750-7570 Fax
 www.crwwd.com

Billing Statement

ACCOUNT INFORMATION

ACCOUNT: 016125-000
SERVICE ADDRESS: 2102 NW KELLY DR
SERVICE PERIOD: 9/1/2017 To 9/30/2017
BILLING DATE: 9/29/2017
DUE DATE: 10/31/2017

LAKEVIEW CONDOS LLC
 c/o RPM SERVICES
 5620 NE GHER RD STE H
 VANCOUVER, WA 98662

SPECIAL MESSAGE

Go Green! Sign up to receive your billing statement by email by going to www.crwwd.com. Click on Pay Your Bill to register.

CURRENT CHARGES

SEWER SERVICE 494.00
TOTAL CURRENT CHARGES 494.00

BILL SUMMARY

PREVIOUS BALANCE 494.00
 PAYMENTS -494.00
 ADJUSTMENTS 0.00
 MISCELLANEOUS 0.00
 FINANCE CHARGE 0.00
 LIEN INTEREST 0.00
 CURRENT CHARGES 494.00
TOTAL AMOUNT DUE 494.00

OCT 11 2017
 BY: *ldol*

—
 —
 —



LAKEVIEW CONDO ASSOC
 2102 NW KELLY DR
 VANCOUVER, WA 98665
 ACCOUNT NUMBER 7236-175-1

Your Electricity Use

Residential electric service meter 501493
 In 28 days you used 28 kwh

| | |
|-----------------------------|-----------|
| Present reading - 10/04/17 | 12210 |
| Previous reading - 09/06/17 | - 12182 |
| Total electric usage | 28 |

Your charge for 28 kwh is:

| | |
|-------------------------------|----------------|
| Basic service | \$12.00 |
| 28 kwh @ 8.16 cents each | 2.28 |
| REP Credit @ 0.119 cents/kwh* | -0.03 |
| REP Credit @ 0.229 cents/kwh* | -0.01 |
| Total electric service | \$14.24 |

Your average daily cost was \$0.51

Total Cost This Billing

| | |
|-----------------------------------|----------------|
| Total electric service | \$14.24 |
| Total charges this billing | \$14.24 |

* Residential Exchange Program Credit via BPA
 October is Public Power Month and a time to celebrate the many benefits of public power in Clark County. As a local non-profit, our focus is always on affordability, reliability and customer service. Every day.

Account Summary

| | |
|------------------------|----------------|
| Previous balance | \$14.57 |
| Payments - thank you | |
| September 13 | 14.57CR |
| Balance forward | 0.00 |
| Current charges | 14.24 |
| Current balance | \$14.24 |

Compare Your Use

ELECTRIC METER 501493

| SERVICE TO | DAYS | KWH USED | KWH/DAY |
|-----------------|-----------|-----------|----------|
| 10/04/17 | 28 | 28 | 1 |
| 09/06/17 | 34 | 32 | 1 |
| 08/03/17 | 28 | 36 | 1 |
| 07/06/17 | 31 | 53 | 2 |
| 06/05/17 | 33 | 81 | 2 |
| 05/03/17 | 28 | 78 | 3 |
| 04/05/17 | 33 | 88 | 3 |
| 03/03/17 | 28 | 47 | 2 |
| 02/03/17 | 29 | 50 | 2 |
| 01/05/17 | 31 | 68 | 2 |
| 12/05/16 | 32 | 61 | 2 |
| 11/03/16 | 29 | 59 | 2 |
| 10/05/16 | 29 | 56 | 2 |
| 10/05/15 | 33 | 32 | 1 |

PAID
 OCT 11 2017
 BY: *lele*